

Halloween Card

Debra Byrd

919-709-9288

debrabyrd2014@gmail.com

www.funstampersjourney.com/byrdsblessings



- 1, Cut Tangerine Fusion Cardstock for card base at 8.5"x5.5" and fold in half.
2. Cut Black Licorice cardstock at 5.25"x4" and run through embossing machine using the new bloom benefit embossing folder Brocade Imprints.
3. Using a sponge, lightly dab into Whip Cream Fusion Ink and sponge ink onto embossed background.
4. Cut circles using circle dies from Limeade Splash and Tangerine cardstock, using black ink stamp word designs onto circle.
5. Cut larger circle using stitched circle from Grape Fusion cardstock, stamp main sentiment using Whip Cream Ink.
6. Stamp ghost image, die cut or fussy cut and color image with watercolor pencils.
7. Layer embossed cardstock and circle pieces using adhesive and Journey Foam squares. Before adhering to card base, wrap and tie bow using gingham ribbon and twine.
8. Attach ghost using foam squares and adhere all down to card base.

Halloween Card

Debra Byrd

919-709-9288

debrabyrd2014@gmail.com

www.funstampersjourney.com/byrdsblessings



[Ghostly Treats Bundle](#)

BD-0164

Price: \$32.30

[Journey Color Splash Watercolor Pencils](#)

JM-0078

Price: \$59.95

[Whip Cream True Color Fusion Ink Pad](#)



IP-0009

Price: \$7.95

[Black Licorice True Color Fusion Ink Pad](#)

IP-0041

Price: \$7.95



[Journey Circles Die Set](#)

DI-0039

Price: \$24.95

[Black Licorice Paper 8.5 x 11 Cardstock](#)

CS-0003

Price: \$6.95

[Tangerine Fusion 8.5 x 11 Cardstock](#)

CS-0036

Price: \$6.95

[Limeade Splash 8.5 x 11 Cardstock](#)

CS-0020

Price: \$6.95


Halloween Card

Debra Byrd

919-709-9288

debrabyrd2014@gmail.com

www.funstampersjourney.com/byrdsblessings



Grape Fusion 8.5 x 11

Cardstock

CS-0012

Price: \$6.95



Gingham Ribbon

Black Licorice

AC-0096

Price: \$7.95



Journey Twine Black

Licorice

AC-0004

Price: \$5.95